

**Be Safe.. Think**

**B-Safe**<sup>®</sup>

**FALL PREVENTION  
EQUIPMENT**

**Body Harnesses**

**Shock Absorbing Lanyards**

**Anchors**

**Fall Rescue**

**Education**



**BEAVER**<sup>®</sup>

Be Safe.. Think



B-Safe has built an enviable reputation and forged a leading position in the market through a combination of technical expertise, quality products and testing regime.



**IMPORTANT NOTICE**

Photographs, illustrations and descriptions in this catalogue are for reference only. Beaver Brands reserves the right to make changes to the specifications in this catalogue without notice and without entailing any obligation on our part to modify products previously sold. When ordering, please enquire if any changes or modifications have been made following publication. The use of products depicted in this catalogue, in some states and territories requires the operator to be licensed, trained or certified and as such it is the users responsibility to check with their local regulatory authority prior to use.

# FALL PREVENTION EQUIPMENT



Established in 1977, Beaver Brands (Beaver) is a national manufacturing, import and wholesale business specialising in the provision of reputable, quality and innovative branded products within the areas of materials handling, lifting and load restraint, **height safety** and fall prevention and personal protective equipment.

Our success is built on long standing partnerships along with our commitment to servicing the specific needs of our customers. Since inception Beaver has been renowned for unparalleled quality and has invested heavily in maintaining AS/NZS ISO 9001 quality assurance accreditation, NATA ISO/IEC 17025 registration and is soon to have ISO 14001 environmental management accreditation.

Beaver is committed to extend its investments, partnerships, customer relationships and social commitments in order to maintain its leading industry position.

Our company owned brands and or exclusive licenses include Beaver, B-Safe, Black Rat, Pewag, Weissenfels, Slingmax, Frontier and Mack Boots.

Today, Beaver is a wholly owned subsidiary of Bunzl Australasia Holdings Pty Ltd a wholly owned subsidiary of Bunzl PLC. Bunzl PLC is a listed UK Stock Exchange FTSE 100 company with an annual turnover of A\$8bn.



Our comprehensive B-Safe fall prevention and rescue equipment range has been designed with quality and comfort for safe working at heights. Our products are manufactured to the highest standards exceeding the requirements of all AS/NZS 1891 standards including AS/NZS 1891.1:2007 and AS/NZS 1891.4:2009. Beaver is a member of the "Working at Height Association" (WAHA). WAHA is an independent body representing the major fall protection equipment manufacturers, distributors and installers throughout Australia. WAHA facilitates a co-ordinated approach to increase awareness of height safety related issues.

Be Safe.. Think



In recent times, Height Safety has shifted focus by increasing requirements on manufacturers to provide meaningful advice as well as compliant, comfortable, easy to use and cost effective products. End users are also required to maintain a sufficient level of knowledge and competence.

Manufacturer's responsibilities encompass the provision of:

- Meaningful Advice
- To help **B-Safe** has focused on 5 key elements in height safety as outlined below:

**Body Harnesses**  
**Shock Absorbing Lanyards**  
**Anchors**  
**Fall Rescue**  
**Education / Competence**

- Manufacturers, distributors and end users need to be competent in their recommendations and use of height safety products
- Everyone needs to ensure that they are aware of their need to be competent. **B-Safe** offers solutions to meet this requirement.

Our products are:

- Compliant to Australian Standards
- Designed with the users comfort in mind
- Easy to deploy



# FALL PREVENTION EQUIPMENT

## CONTENTS

TECHNICAL ASPECTS AND TRAINING	6
RISK ASSESSMENT PROCEDURES	7
WORKING AT HEIGHTS	8
HARNESSES FITTING INSTRUCTIONS	10
BODY HARNESSSES	12
SHOCK ABSORBING LANYARDS – INERTIA REELS	23
ANCHORS	34
FALL RESCUE	41
EDUCATION AND COMPETENCE	45
B-SAFE HEIGHT SAFETY KITS	47
B-SAFE CONFINED SPACES EQUIPMENT	49
B-SAFE ACCESSORIES	50
B-SAFE ROPE ACCESSORIES AND HARDWARE ITEMS	51
B-SAFE PLANOGRAM SYSTEM	53



Be Safe.. Think



## TECHNICAL ASPECTS AND TRAINING

B-Safe has various forms of testing and demonstration equipment to highlight and simulate the real life applications industry use. Our B-Safe products and this equipment can be utilised to demonstrate to our customers or to test various pieces of height safety equipment.

All B-Safe products are tested and labelled according to regulatory requirements and are supplied with the necessary instructions for their correct use. It is important that users of height safety equipment are competent when working at height and have appropriate training in the products used. B-Safe provide user manuals with all equipment and these must be referred to prior the equipment being used. These manuals cover all necessary safe use requirements and are regarded as the manufacturers instructions for use. Any use of the product or mis-use of the products outside of these recommendations will invalidate any claim against B-Safe.

### Manufacturer Based Product Demonstrations

120min presentation\* includes fitting a harness, selection of equipment, user inspections and a rescue demonstration.

*\*Based upon the 5 Basic Elements of Height Safety: **B**ody Harness, **S**hock Absorbing Lanyard, **A**nchor, **F**all Rescue and **E**ducation.*



TECHNICAL ASPECTS AND TRAINING

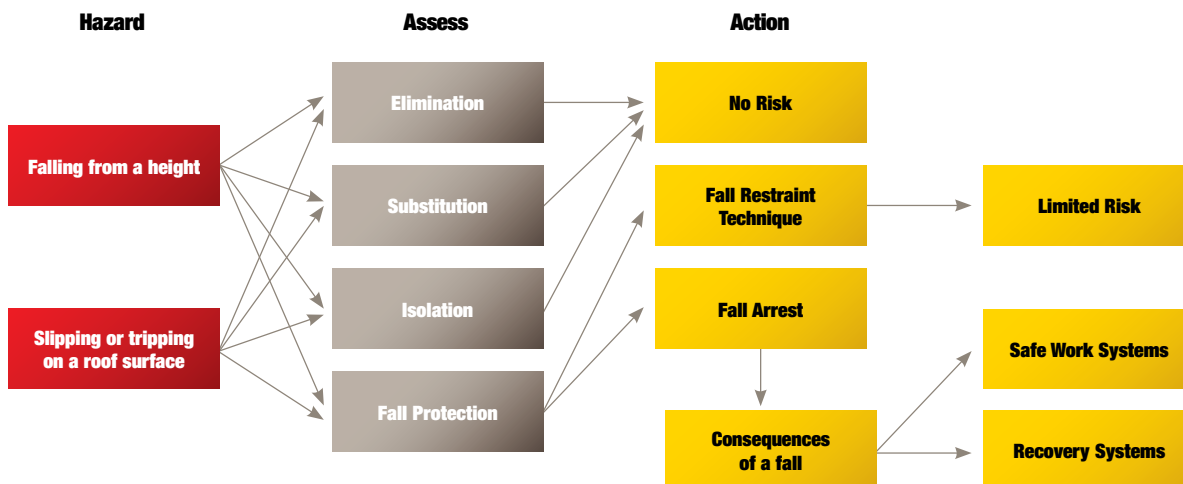
# FALL PREVENTION EQUIPMENT

## RISK ASSESSMENT PROCEDURES

### FALL PROTECTION INTRODUCTION

Risk assessments should be conducted prior to any Work at Height or Confined Space Work being carried out to identify hazards that exist and the risks they pose.

AS/NZS 1891.4:2009 contains a Hierarchy of Control which provides an ideal platform for development of risk assessments. Below find sample Risk Assessment Procedure for working at height.



Reference to local authorities is also recommended.

This table is a sample only as many other hazard factors can come into account. Other hazards may include, but are not limited to: Nature of the work, surface materials, fragile roofing material, personal training levels, competency, weather conditions, surface conditions, etc. Reference should be made to AS/NZS 1891.4:2009 for the Correct Use, Selection and Maintenance criteria for Height Safety Systems.

It is recommended that wherever possible a “Restraint technique” system is used. This is a system where a person using fall arrest rated equipment, is prevented from reaching a position from where a fall is possible.

Relevant Australian/New Zealand Standards are listed below are recommended for further reading:-

**AS/NZS 1891.1:2007 Industrial fall-arrest systems and devices – Harnesses and Ancillary equipment.**

This is a manufacturing standard which specifies requirements for materials, design, manufacturing and testing of harnesses, lanyards, pole straps and associated equipment. Testing utilises 100kg mass – users of greater mass should consult manufacturer.

**AS/NZS 1891.2:2001 Industrial fall-arrest systems and devices – Horizontal lifeline and rail systems.**

**AS/NZS 1891.3:1997 Industrial fall-arrest systems and devices – Fall arrest devices.**

**AS/NZS 1891.4:2009 Industrial fall-arrest systems and devices – Selection, use and maintenance.**

This is a user orientated document outlining selection criteria, safe use, inspection and maintenance requirements of products and systems used in fall protection.

This standard is to be used as a guide to form safe work procedures but is not all inclusive.

## WORKING AT HEIGHTS

### GENERAL PRINCIPALS OF SAFELY WORKING AT HEIGHTS

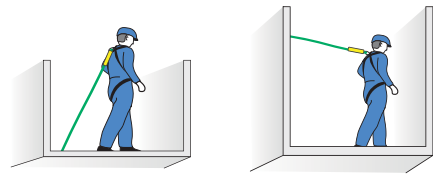
Work sites today pose hazards that can cause serious harm. The responsibility to end each day safely is everyone's responsibility, employers and employees. An awareness of the hazards at workplaces allows them to be safely addressed.

This principle has been used in many very high risk occupations for some time, and the benefits have been rewarding with a noticeable reduction in accident statistics. A risk assessment – hazard reduction programme should be used by all working at height. Identification of the hazards is key to working safely – avoiding injury or death.

### GENERAL TERMINOLOGY USED IN FALL PREVENTION

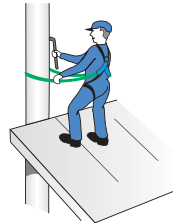
#### Restraint Technique

Control of a persons movement by means of a combination of a harness, and an shock absorbing lanyard connected to an anchor point that will physically prevent the person from reaching a position at which there is a risk of a free fall.



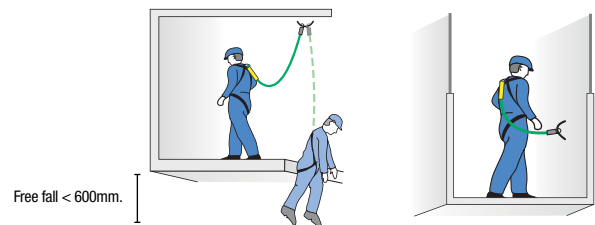
#### Restrained Fall

A fall or the arrest of a fall where the person suffering the fall is partially restrained by a restraining device such as a pole strap under tension.



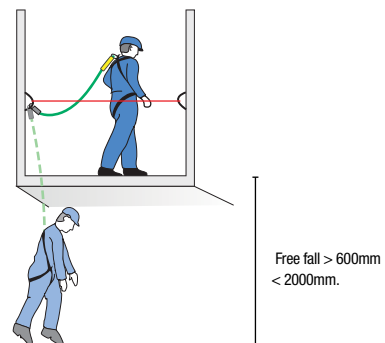
#### Limited Free Fall

A fall or the arrest of a fall where the free fall distance prior to the system taking the load does not exceed 600mm.



#### Free Fall Arrest

A fall or the arrest of a fall where the fall distance prior to the fall arrest system taking any load exceeds 600mm either vertically or on a slope on which is not possible to walk without assistance of a handrail or hand line. The maximum free fall distance permitted with a shock absorbing lanyard is 2m. (Refer notes on fall clearances).





# FALL PREVENTION EQUIPMENT

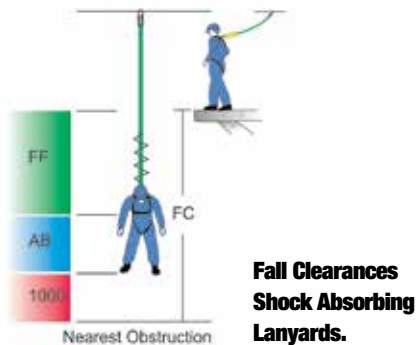
## FALL ARREST CONSIDERATIONS

In all cases when working at height using fall arrest type equipment it is essential that there be adequate clearance under the area of work so that in the event of a fall the user will not strike the ground or any other hazardous objects during the fall. If it is assessed that the occurrence of a fall would endanger the user then other alternatives of fall protection systems must be considered. This may include the use of shorter shock absorbing lanyards, retracting lanyards, relocating anchor point or adjustable lanyards. In each case the fall clearance must be identified and the hazards associated with fall clearance eliminated.

The benefits of reducing free fall distances are multiple. If the free fall distance is reduced then the load on the system and the person are reduced, also the recovery method may be simplified and time may be significantly reduced.

Wherever possible the attachment point for a fall arrest system should be located above the attachment point on the users harness. When this is not possible the shock absorbing lanyard length must be reduced to ensure that the maximum fall distance of the user is limited to 2m (Consult AS/NZS 1891.4 cl 8.1). A user should never climb above the attachment point using a fall arrest shock absorbing lanyard as this only adds to the free fall distance which may take it over the permitted 2m.

## SHOCK ABSORBING LANYARDS INERTIA REELS – FALL CLEARANCES




$FC = FF + AB + 1000$   
 FC = Foot Clearance  
 FF = Free Fall  
*(Maximum allowed 2000mm before activation)*  
*Add 250mm for Harness slippage.*

AB = Shock Absorber Extension  
*AS/NZS 1891.4 Advises that this can be estimated using FF which reduces FC accordingly.*

FF	AB
600mm	300mm
1000mm	500mm
1500mm	600mm
2000mm	900mm

*1000mm standard safety clearance figure.*



$FC = FT + 1000$   
 FC = Foot Clearance  
 FT = Fall Total  
*(Free Fall, Activation and Declaration to be 1.4m max)*  
*Add 250mm Harness slippage.*

*AS/NZS 1891.4:2009 advises that this can be estimated at 700mm + stretch and slide.*

*1000mm standard safety clearance figure.*

## HARNESSES FITTING INSTRUCTIONS



# 1

Hold the harness by the rear dorsal connection D ring and gently shake the harness to untangle the straps. Ensure the leg straps are free and not buckled up. Ensure that all straps are fully extended. Whilst holding the harness by the dorsal D, carry out a pre-use inspection of the components, webbing, stitching and buckles. Check labelling, identify the withdrawal from service date has not passed.



# 2

Hold the harness with the Dorsal D facing away from you, place the shoulder straps of the harness over your hands (as shown) and hold the harness open.



# 3

Rotate harness and insert elbow into arm loop and then place arm through the loop, release shoulder strap and place other arm through the other shoulder loop and let harness fall onto the shoulders. Ensure that the harness is fitted correctly without any webbing twists over the shoulders.

**Before using the B-Safe harness, users should do a pre-inspection on the harness including webbing, metal fittings connection points, and labels for damage. Refer to instruction booklet and if in any doubt you should contact your supervisor, supplier or B-Safe for advice. The date of entry into service should be recorded in the instruction booklet provided.**

# FALL PREVENTION EQUIPMENT



Buckle all straps prior to adjusting the fit. Locate chest strap and pass the smaller buckle plate through the other chest strap buckle. (As shown in the “How to assemble buckles” diagrams). Locate leg straps and ensure that the left leg strap is connected to the left hip buckle and the right leg strap is connected to the right hip buckle. Ensure the straps are not twisted and the loose webbing end is always on the outside, away from the body. Hold buckle and pull webbing to tighten straps to a firm and comfortable fit and slide keepers along the leg strap webbing to hold free webbing.



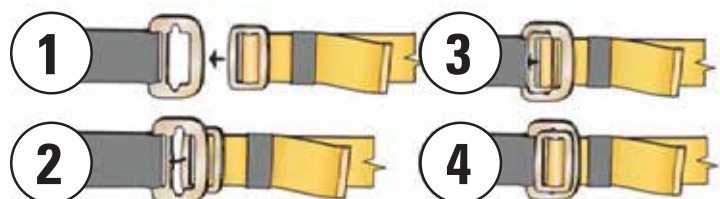
Adjust shoulder straps first to ensure that the rear dorsal D is located between the shoulder blades in the center of the back. Then adjust chest and leg straps to a firm fit, and slide webbing keepers along to hold free webbing in place.

## 6

When using the front attachment points, both loops must be connected as per AS/NZS 1891.1:2007.



### HOW TO ASSEMBLE BUCKLES



Be Safe.. Think

**B-Safe**<sup>®</sup>

**B**

## **BODY HARNESSES**

B-Safe manufactures a wide range of Harnesses for the protection of those who determine that they must work at height or in confined spaces. All harnesses are manufactured to meet the requirements of AS 1891.4: 2007 and their use care and maintenance in accordance with AS/NZS 1891.4:2009. Registration and approval from Global Mark ensures our QA system ISO 9001. Batch testing of 2 in 500 harnesses is rigorously undertaken. In addition to mandatory testing undertaken, we proof load every harness to support our inspection regime.

# FALL PREVENTION EQUIPMENT

## BODY HARNESES

B-Safe harness range provides 136kg capacity when used with our Shock Absorbing Lanyards or inertia reels.

B-Safe harness Range builds upon itself:

- Basic Fall Arrest
- Confined space
- Pole Workers (Basic)
- Utilities
- Tower work

APPLICATION				
Fall Arrest	Confined Space	Pole Work	Utilities	Tower Work
BH01120	-	-	-	-
BH01121	-	BH01121	-	-
BH01124	-	-	-	-
BH01132	-	-	-	-
BH01112	-	BH01112	-	-
BH01151	-	-	-	-
*BH02020	BH02020	-	-	-
*BH02030	BH02030	BH02030	-	-
*BH02030PAD	BH02030PAD	BH02030PAD	-	-
*BH04050	BH04050	BH04050	BH04050	-
*BH04055	BH04055	BH04055	BH04055	-
*BH05200	BH05200	BH05200	BH05200	BH05200

All Harnesses suitable for:  
Suspension Intolerance  
Fitment

\* All Harnesses that are supplied with dorsal extensions:  
a) Have fall indicator  
b) Should use maximum 1.6m Shock Absorbing Lanyard



**B**

BODY HARNESES

## HARNESSES ATTACHMENT POINTS AND APPLICATIONS

All B-Safe Harnesses are designed and manufactured to exceed the requirements of AS/NZS 1891.1:2007. Utilising only the finest components we have forged a hard earned reputation for the design, manufacture and supply of superior fall prevention and rescue equipment.

Beaver Brands have a broad range of Harnesses designed with the requirements of an end user in mind, allowing for maximum comfort and to ensure an even distribution of fall arrest forces.

Prior to the final inspection each product is individually proof loaded to 7.5KN (750Kg) to verify the integrity of the construction and configuration. All metal hardware used on B-Safe products are batch numbered, tested and fully traceable. It is this attention to detail that allows B-Safe to provide peace of mind to our valued clients.

Beaver Brands produces a wide range of specialty harnesses for a wide range of applications. For your convenience icons have been derived, to readily identify each harness attachment points and its applications.



\* FREE FALL ARREST



RETRIEVAL CONFINED SPACES



RESTRAINED FALL POLE STRAP



RESCUE



ROOFING



SCAFFOLDING & RIGGING



CONSTRUCTION & MAINTENANCE



ELECTRICAL UTILITIES



TRAUMA STRAP SUPPLIED



ELEVATED WORK PLATFORM



CLIMBING LADDER



TREE SURGEON



TOWER HARNESSES



ABSEILING

*\*When front loops used they must be used together.*

**B**

BODY HARNESSES

# FALL PREVENTION EQUIPMENT

## B-SAFE HARNESSES

### HARNESS BH01120 BASIC FALL ARREST HARNESS

#### Features

- Lightweight and comfortable
- Rear attachment point
- Front attachment points
- Fully adjustable leg, shoulder and chest straps

#### Applications and Usage

**Fall Arrest** – Use in conjunction with a shock absorbing lanyard or inertia reel device attached to the Front Loops or rear D ring.

**Restraint Technique** – Use in conjunction with a shock absorbing lanyard to rear D ring or front loops to limit access to fall situations.

**Recovery & Rescue** – Using both front loops connected together.



**B**

**BODY HARNESSSES**

## B-SAFE HARNESSSES

### HARNESS BH01121

**Features**

- Lightweight and comfortable
- Front & rear attachment points
- Side D rings for Pole Strap
- Fully adjustable leg, shoulder, chest and waist straps


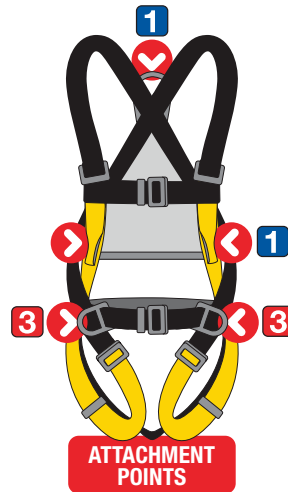
**Applications and Usage**

**Fall Arrest** – Use in conjunction with a shock absorbing lanyard or inertia reel device attached to the Front Loops or rear D ring.

**Restraint Technique** – Use in conjunction with a shock absorbing lanyard to rear D ring or front loops to limit access to fall situations.

**Work Positioning** – Side D rings for use with a Pole Strap.

**Recovery & Rescue** – Using both front loops connected together.



### HARNESS BH01132

**Features**

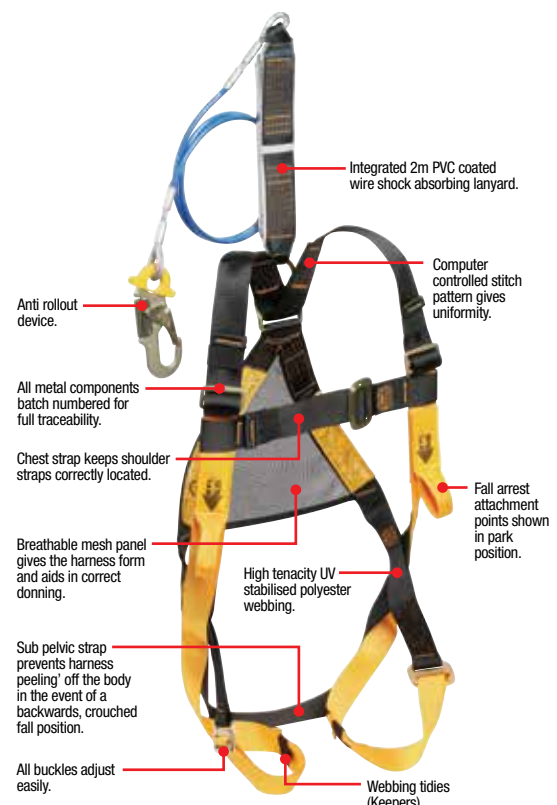
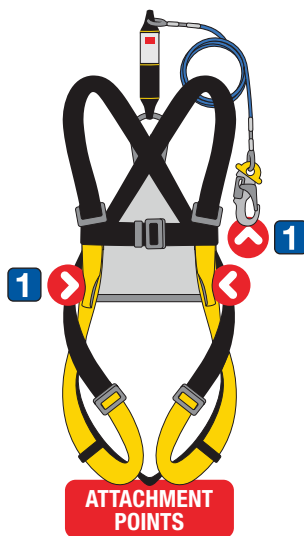
- Lightweight and comfortable
- Complete with 2m wire shock absorbing lanyard permanently attached to the rear D ring
- Fully adjustable leg, shoulder and chest straps

**Applications and Usage**

**Fall Arrest** – Using the integrated shock absorbing lanyard on the rear D, an inertia reel device attached to the Rear D or front loops or a separate shock absorbing lanyard attached to the Front Loop.

**Restraint Technique** – Use in conjunction with a shock absorbing lanyard to rear D ring or front loops to limit access to fall situations.

**Recovery & Rescue** – Using both front loops connected together.





# FALL PREVENTION EQUIPMENT

## HARNESSES

### HARNESSES

#### Features

- Lightweight general purpose harness
- Comes complete with 2m web shock absorbing lanyard permanently attached to the rear D ring
- Fully adjustable leg, shoulder, chest and waist straps
- Side D rings for Pole Strap

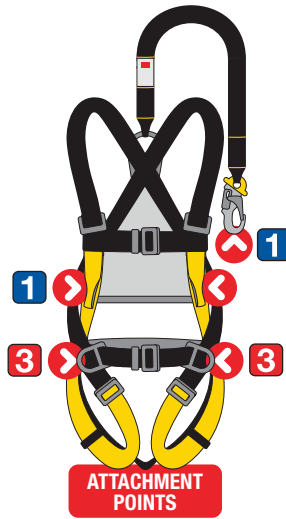
#### Applications and Usage

**Fall Arrest** – Use in conjunction with a Shock absorbing lanyard or inertia reel device attached to the Front Loops, rear D.

**Restraint Technique** – Using the integrated shock absorbing lanyard on the rear D or a separate lanyard attached to the front loops to limit access to fall situations.

**Recovery & Rescue** – Using both front loops connected together.

**Work Positioning** – Using side D rings connected with a Pole Strap.



Integrated 2m webbing shock absorbing lanyard.

Anti roll out device.

All metal components batch numbered for full traceability.

Chest strap keeps shoulder straps correctly located.

Breathable mesh panel gives the harness form and aids in correct donning.

Sub pelvic strap prevents harness 'peeling' off the body in the event of a backwards, crouched fall position.

All buckles adjust easily.

Computer controlled stitch pattern gives uniformity.

Fall arrest attachment points shown in park position.

High tenacity UV stabilised polyester webbing.

Adjustable waist belt, fitted with work positioning side D rings for working with pole straps.

Webbing ties (Keepers).

# B

BODY HARNESSSES

### HARNESSES

#### HARNESSES

#### Features

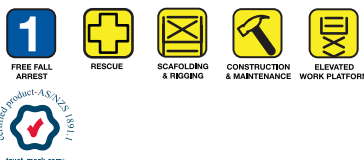
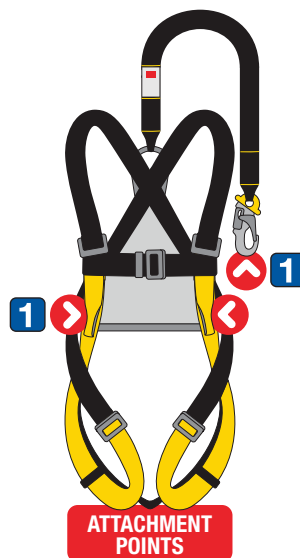
- Lightweight and comfortable
- Complete with 2m web shock absorbing lanyard permanently attached to the rear D ring
- Front attachment loops. Fully adjustable leg, shoulder and chest straps

#### Applications and Usage

**Fall Arrest** – Using the integrated shock absorbing lanyard on the rear D, an inertia reel device attached to the rear D or front loops or a separate lanyard attached to the front loops.

**Restraint Technique** – Use in conjunction with a shock absorbing lanyard to rear D ring or front loops to limit access to fall situations.

**Recovery & Rescue** – Using both front loops connected together.



Integrated 2m webbing shock absorbing lanyard.

Anti roll out device.

Chest strap keeps shoulder straps correctly located.

All metal components batch numbered for full traceability.

Breathable mesh panel gives the harness form and aids in correct donning.

Sub pelvic strap prevents harness 'peeling' off the body in the event of a backwards, crouched fall position.

All buckles adjust easily.

Integrated 2m webbing shock absorbing lanyard.

Computer controlled stitch pattern gives uniformity.

High tenacity UV stabilised polyester webbing.

Fall arrest attachment points shown in park position.

Webbing ties (Keepers).

## B-SAFE HARNESSSES

### HARNESS BH02020 CONFINED SPACE HARNESS

**Features**

- Lightweight and comfortable
- Rear attachment D ring with extension strap and fall arrest indicator
- Front & rear fall arrest attachment points
- Confined Space recovery loops on tops of shoulder
- Fully adjustable leg, shoulder and chest straps

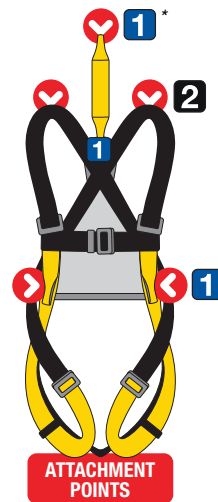
**Applications and Usage**

**Fall Arrest** – Use in conjunction with a shock absorbing lanyard or inertia reel device attached to the Front Loops, rear extension or rear D ring.

**Restraint Technique** – Use in conjunction with a shock absorbing lanyard to rear D ring rear extension or front loops to limit access to fall situations.

**Recovery & Rescue** – Using both front loops connected together.

**Confined Space** – Rescue & recovery.



<b>1</b> FREE FALL ARREST	<b>2</b> RETRIEVAL CONFINED SPACES	<b>+</b> RESCUE	<b>+</b> ROOFING	<b>+</b> SCAFOLDING & RIGGING
<b>L</b> LADDER CLIMBING	<b>T</b> TRAUMA STRAP			

\*Maximum recommended lanyard length 1.6m when using extension strap.



### HARNESS BH02030 BASIC POLE WORKERS HARNESS

**Features**

- Lightweight and comfortable
- Rear attachment D ring with extension strap and fall arrest indicator
- Front & rear fall arrest attachment points
- Confined Space recovery loops on tops of shoulder
- Side D Rings for work positioning and with pole strap
- Fully adjustable leg, shoulder, chest and waist straps

**Applications and Usage**

**Fall Arrest** – Use in conjunction with a shock absorbing lanyard or inertia reel device attached to the Front Loops, rear extension or D ring.

**Restraint Technique** – Use in conjunction with a shock absorbing lanyard to rear D ring, rear extension or front loops to limit access to fall situations.

**Work Positioning** – via side D rings using a pole strap.

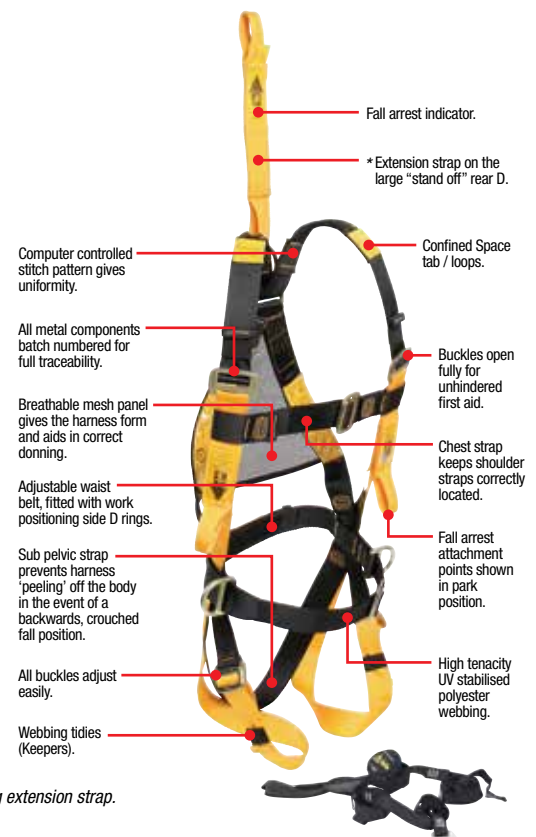
**Confined Space** – Rescue & recovery.

**Recovery & rescue** – Using both front loops connected together.



<b>1</b> FREE FALL ARREST	<b>2</b> RETRIEVAL CONFINED SPACES	<b>3</b> RESTRAINED FALL POLE STRAP	<b>+</b> RESCUE	<b>+</b> ROOFING
<b>S</b> SCAFOLDING & RIGGING	<b>C</b> CONSTRUCTION & MAINTENANCE	<b>E</b> ELECTRICAL UTILITIES	<b>L</b> LADDER CLIMBING	

\*Maximum recommended lanyard length 1.6m when using extension strap.



**B** BODY HARNESSSES

# FALL PREVENTION EQUIPMENT

## HARNESS BH04055 UTILITY HARNESS

### Features

- Padded back support
- Buttock strap
- Rear attachment D ring with extension strap and fall arrest indicator
- Side D rings for attachment devices
- Fully adjustable leg, shoulder, waist and chest straps

### Applications and Usage

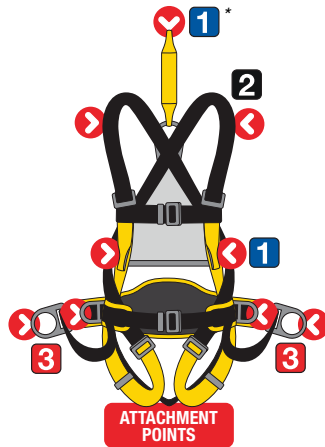
**Fall Arrest** – Use in conjunction with a shock absorbing lanyard or inertia reel device attached to the Front Loops, rear D ring or rear extension.

**Restraint Technique** – Use in conjunction with a shock absorbing lanyard to rear D ring or front loops to limit access to fall situations.

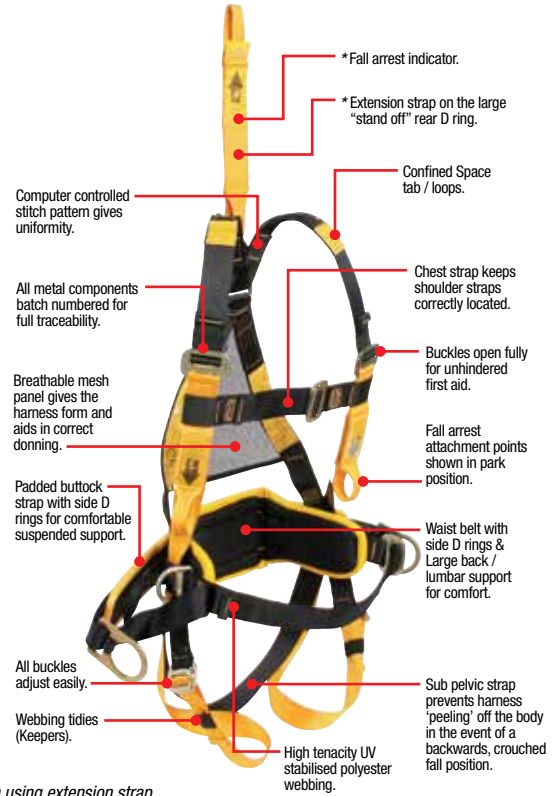
**Work Positioning** – via side D rings using a pole strap.

**Confined Space** – Rescue & recovery.

**Recovery & Rescue** – Using both front loops connected together.



\*Maximum recommended lanyard length 1.6m when using extension strap.



## HARNESS BH05200 TOWER WORKERS HARNESS

### Features

- Padded back support
- Padded thigh straps
- Tool Loops
- Fall arrest rated attachment D incorporated onto long extension strap for ease of connection
- Side D rings. Front fall arrest D rings
- Confined space recovery loops
- Fully adjustable thigh, shoulder, and waist straps

### Applications and Usage

**Abseiling** – Use the front Fall Arrest D rings.


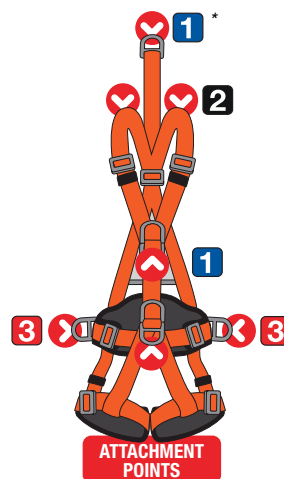
**Fall Arrest** – Use in conjunction with a shock absorbing lanyard or inertia reel device attached to the front D rings or rear extension.

**Restraint Technique** – Use in conjunction with a shock absorbing lanyard to front or rear attachment points.

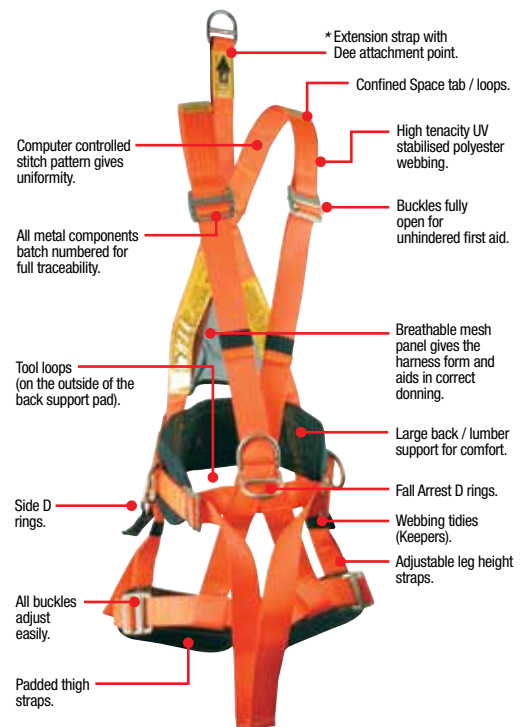
**Work Positioning** – Use in conjunction with pole strap or adjustable lanyard attached to both side D rings.

**Confined Space** – Work in conjunction with shoulder loops and spreader bar.

Available with Stainless Steel fittings on request  
Also available in fire proof, cut resistant Nomex/Kevlar webbing.



\*Maximum recommended lanyard length 1.5m when using extension strap.



B

BODY HARNESSES

## B-SAFE HARNESS ACCESSORIES

### SUSPENSION TRAUMA

Victims suspended for a prolonged period of time (5-30min) may present a range of symptoms which could result in unconsciousness or death.

### SUSPENSION TRAUMA STRAPS - BA00024

Suspension Trauma Straps are only to be used in conjunction with a full body harness and have been developed to extend the amount of time a person may be suspended after a fall, before the onset of suspension trauma .

### Seek medical attention after a prolonged suspension.

Using any form of Fall Prevention equipment requires a clear understanding of the equipment, recommended uses and limitations that are part of any Life Saving equipment. Refer to AS/NZS 1891.4 which gives guidelines to understand Fall Prevention systems and guidance to the correct selection of equipment.

B-Safe recommends Australian Resuscitation Council guideline 9.1.5 (as amended) be consulted for management of the symptoms.



### BA00005

Harness Shoulder Pads, for additional wearing comfort.

### BA00004L

Leg pads also available.

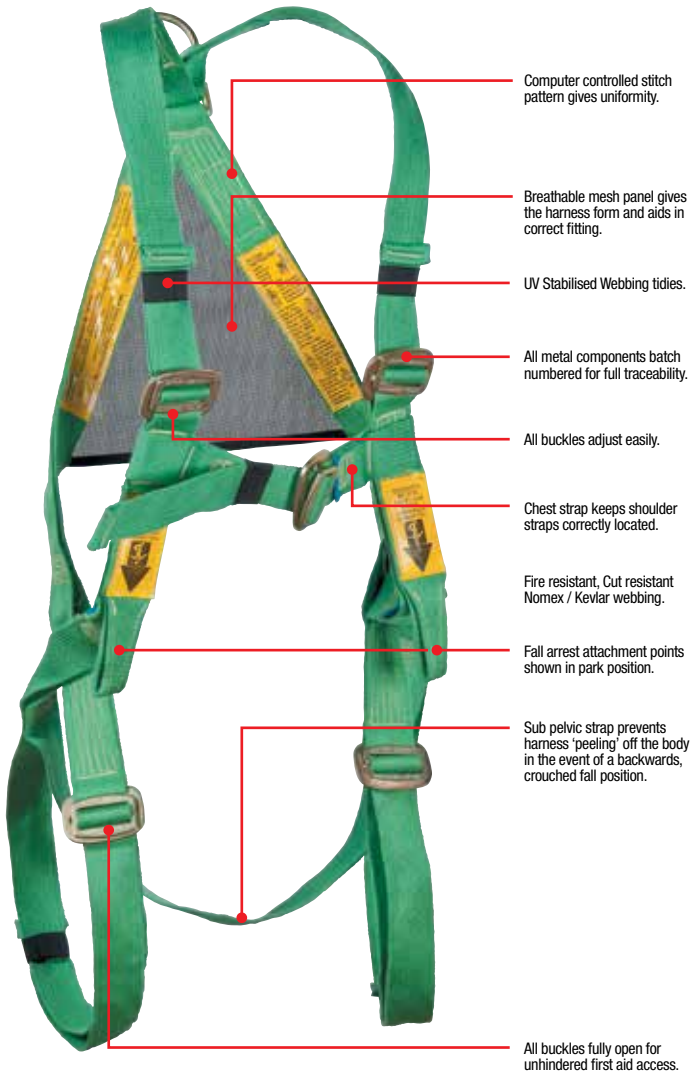


B

BODY HARNESSSES

# FALL PREVENTION EQUIPMENT

## B-SAFE SPECIALTY HARNESSSES



### HARNESS BH01120K FIRE & CUT RESISTANT (NOMEX / KEVLAR WEB HARNESS)

Full fire resistant harness manufactured from a special webbing which consists of 60% Nomex, 40% Kevlar. The Nomex outer ensures the webbing is fully fire retardant and the Kevlar inner fibres ensures that the webbing has excellent strength properties. The braking strength of the web exceeds 26kN or 2.6 tonnes. This web passes the NFPA 1981 heat and flame tests.

#### Applications and Usage

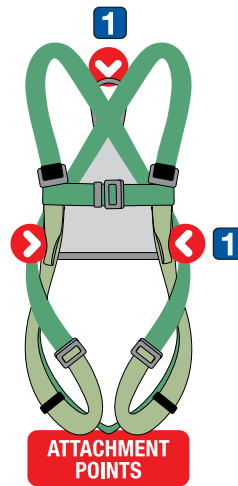
The fire retardant Nomex / Kevlar webbing make the harness ideal for use in Welding and other flame / high heat applications.

**Fall Arrest** – Use in conjunction with a shock absorbing lanyard or inertia reel device attached to the Front Loops or rear D ring

**Restraint Technique** – Use in conjunction with an shock absorbing lanyard to rear D ring or front loops to limit access to fall situations.

**Recovery & Rescue** – Using both front loops connected together.

Also available in BH02030K.



AS/NZS 1891-1:2007  
Certified Product.



# B

BODY HARNESSSES

Be Safe.. Think



## B-SAFE MINERS BELTS

B-Safe's Miners Belts have been designed with simplicity and comfort in mind. A lightweight comfort pad provides good support while the battery and self rescue straps ensure attachment. Rear D ring is fitted as standard. Available in various sizes.

B-Safe Miners Belts are not to be used where a fall is possible.

### BM01000

Basic Miners Belt with Clip front buckle, tool straps on either side Rear D ring and side D ring.



### BM02000

Miners Belt with Hi-Vis shoulder straps, clip front buckle, tool straps on either side, rear and front D ring.



*AS/NZS 1891-1:2007 no longer has coverage of miners belts.  
B-Safe belts are manufactured to previous standards.*

**B**

**BODY HARNESSSES**

# FALL PREVENTION EQUIPMENT



## SHOCK ABSORBING LANYARDS - INERTIA REELS

The B-Safe Shock Absorbing Lanyards are manufactured to meet the requirements of AS/NZS 1891.1:2007 and their use in accordance with AS/NZS 1891.4:2009. Batch testing of 2 in every 500 lanyards is undertaken to ensure continuance of quality. Testing is to AS/NZS 1891.1:2007 and satisfies our ISO 9001 Quality Accreditation and Global Mark registration. In addition to batch testing, all lanyards (excluding shock absorber) are proof loaded to support our inspection regime.



## B-SAFE SHOCK ABSORBING LANYARDS

Shock Absorbing Lanyards are manufactured and tested to AS/NZS 1891.1 2007 and are proven to reduce forces in a free fall arrest situation to below 6kN. Available in various lengths and different configurations to suit all applications. (Available in webbing, rope and PVC coated wire).

### SINGLE TAIL WEBBING LANYARDS

Part Number	Description	Material	Length	Attachment Hardware
BL01112	Shock Absorbing Lanyard	45mm Polyester Webbing	2.0m	2 x BSM0007 Snap Hook
BL01111.5	Shock Absorbing Lanyard	45mm Polyester Webbing	1.5m	2 x BSM0007 Snap Hook
BL01111.2	Shock Absorbing Lanyard	45mm Polyester Webbing	1.2m	2 x BSM0007 Snap Hook
BL01111	Shock Absorbing Lanyard	45mm Polyester Webbing	1.0m	2 x BSM0007 Snap Hook
BL01122	Shock Absorbing Lanyard	45mm Polyester Webbing	2.0m	1 x BSM0007 Snap Hook 1 x BSM0008 Scaffold Hook
BL011121.5	Shock Absorbing Lanyard	45mm Polyester Webbing	1.5m	1 x BSM0007 Snap Hook 1 x BSM0008 Scaffold Hook
BL01332	Shock Absorbing Lanyard	45mm Polyester Webbing	2.0m	2 x BSK0001 Karabiner
BL01331.5	Shock Absorbing Lanyard	45mm Polyester Webbing	1.5m	2 x BSK0001 Karabiner
BL01331.2	Shock Absorbing Lanyard	45mm Polyester Webbing	1.2m	2 x BSK0001 Karabiner

Options also available with Triple action Karabiners.



BL01122

### SINGLE TAIL ROPE LANYARDS

Part Number	Description	Material	Length	Attachment Hardware
BL02112	Shock Absorbing Lanyard	11mm Kernmantle Rope	2.0m	2 x BSM0007 Snap Hook
BL02111.5	Shock Absorbing Lanyard	11mm Kernmantle Rope	1.5m	2 x BSM0007 Snap Hook
BL02111.2	Shock Absorbing Lanyard	11mm Kernmantle Rope	1.2m	2 x BSM0007 Snap Hook
BL02122	Shock Absorbing Lanyard	11mm Kernmantle Rope	2.0m	1 x BSM0007 Snap Hook 1 x BSM0008 Scaffold Hook
BL02121.5	Shock Absorbing Lanyard	11mm Kernmantle Rope	1.5m	1 x BSM0007 Snap Hook 1 x BSM0008 Scaffold Hook
BL02332	Shock Absorbing Lanyard	11mm Kernmantle Rope	2.0m	2 x BSK0001 Karabiner
BL02331.2	Shock Absorbing Lanyard	11mm Kernmantle Rope	1.2m	2 x BSK0001 Karabiner

Options also available with Triple action Karabiners.



BL02112





# FALL PREVENTION EQUIPMENT

## SINGLE TAIL WIRE ROPE LANYARDS

Wire Rope Lanyards are ideal for use in hot works and when working in other adverse conditions.

Part Number	Description	Material	Length	Attachment Hardware
BL03112	Shock Absorbing Lanyard	PVC coated wire	2.0m	2 x BSM0007 Snap Hook
BL03111.5	Shock Absorbing Lanyard	PVC coated wire	1.5m	2 x BSM0007 Snap Hook
BL03111.2	Shock Absorbing Lanyard	PVC coated wire	1.2m	2 x BSM0007 Snap Hook
BL03111	Shock Absorbing Lanyard	PVC coated wire	1.0m	2 x BSM0007 Snap Hook
BL03122	Shock Absorbing Lanyard	PVC coated wire	2.0m	1 x BSM0007 Snap Hook 1 x BSM0008 Scaffold Hook
BL03121.5	Shock Absorbing Lanyard	PVC coated wire	1.5m	1 x BSM0007 Snap Hook 1 x BSM0008 Scaffold Hook
BL03332	Shock Absorbing Lanyard	PVC coated wire	2.0m	2 x BSK0001 Karabiner
PSL065KEV	Kevlar Sleeve	Kevlar		NONE

Options also available with Triple action Karabiners.



BL03112

## SINGLE TAIL ADJUSTABLE WEBBING AND ROPE LANYARDS

B-Safe's range of adjustable lanyards are proven to be effective in affording convenient adjustment to a lanyard length, allowing a reduction in the free fall distance.

Part Number	Description	Material	Length	Attachment Hardware
BL01112-ADJ	Shock Absorbing Adjustable Lanyard	45mm Polyester Webbing	2.0m	2 x BSM0007 Snap Hook
BL01122-ADJ	Shock Absorbing Adjustable Lanyard	45mm Polyester Webbing	2.0m	1 x BSM0007 Snap Hook 1 x BSM0008 Scaffold Hook
BL01442-ADJ	Shock Absorbing Adjustable Lanyard	45mm Polyester Webbing	2.0m	2 x BSK0006 Triple Action Karabiner
BL02772A	Shock Absorbing Adjustable Lanyard	11mm Kernmantle Rope	2.0m	2 x BSK0005 Pear Screw Gate Karabiner
BL02402A	Shock Absorbing Adjustable Lanyard	11mm Kernmantle Rope	2.0m	2 x BSK0006 Triple Action Karabiner
BL02332A	Shock Absorbing Adjustable Lanyard	11mm Kernmantle Rope	2.0m	2 x BSK0001 Screw Gate Karabiner

Options also available with Triple action Karabiners.



BL01112-ADJ



SHOCK ABSORBING LANYARDS

## B-SAFE SHOCK ABSORBING LANYARDS (CONT'D)

### TWIN LEG WEBBING & ELASTICISED LANYARDS

Twin Tail lanyard permits the user to move up and across to different anchoring points remaining attached at all times. All the rules regarding the use of shock absorbing lanyards must be maintained. (Available in webbing, rope & PVC coated wire).

B-Safe also provides a range of lanyards fitted with triple action karabiners.

### WEBBING LANYARDS - TWIN LEG

Part Number	Description	Material	Length	Attachment Hardware
BL041111	Shock Absorbing Lanyard	45mm Polyester Webbing	1.0m	3 x BSM0007 Snap Hook
BL041111.5	Shock Absorbing Lanyard	45mm Polyester Webbing	1.5m	3 x BSM0007 Snap Hook
BL041112	Shock Absorbing Lanyard	45mm Polyester Webbing	2.0m	3 x BSM0007 Snap Hook
BL04221.2	Shock Absorbing Lanyard	45mm Polyester Webbing	1.2m	1 x BSM0007 Snap Hook 2 x BSM0008 Scaffold Hook
BL04221.5	Shock Absorbing Lanyard	45mm Polyester Webbing	1.5m	1 x BSM0007 Snap Hook 2 x BSM0008 Scaffold Hook
BL04222	Shock Absorbing Lanyard	45mm Polyester Webbing	2m	1 x BSM0007 Snap Hook 2 x BSM0008 Scaffold Hook
BL04322	Shock Absorbing Lanyard	45mm Polyester Webbing	2m	1 x BSK0001 Screw Gate Karabiner 2 x BSM0008 Scaffold Hook
BL044221.5	Shock Absorbing Lanyard	45mm Polyester Webbing	1.5m	1 x BSK0006 Triple Action Karabiner 2 x BSM0008 Scaffold Hook
BL044442	Shock Absorbing Lanyard	45mm Polyester Webbing	2.0m	3 x BSK0001 Screw Gate Karabiner



**BL04222**

### ELASTICISED LANYARDS - SINGLE LEG

Part Number	Description	Material	Length	Attachment Hardware
BL07111	Shock Absorbing Lanyard	Elasticised Tubular Webbing	1.0m	2 x BSM0007 Snap Hook
BL07111.5	Shock Absorbing Lanyard	Elasticised Tubular Webbing	1.5m	2 x BSM0007 Snap Hook
BL07112	Shock Absorbing Lanyard	Elasticised Tubular Webbing	2.0m	2 x BSM0007 Snap Hook
BL07122	Shock Absorbing Lanyard	Elasticised Tubular Webbing	2.0m	1 x BSM0007 Snap Hook 1 x BSM0008 Scaffold Hook
BL07661.4	Shock Absorbing Lanyard	Elasticised Tubular Webbing Fluoro Yellow	1.4m	2 x BSM06650 Snap Hook
BL07662	Shock Absorbing Lanyard	Elasticised Tubular Webbing Violet	2.0m	2 x BSM06650 Snap Hook



**BL07661.4**



# FALL PREVENTION EQUIPMENT

## ELASTICISED LANYARDS - TWIN LEG

Part Number	Description	Material	Length	Attachment Hardware
BL071112	Shock Absorbing Lanyard	Elasticised Tubular Webbing	2.0m	3x BSM0007 Snap Hook
BL071221.5	Shock Absorbing Lanyard	Elasticised Tubular Webbing	1.5m	1 x BSM0007 Snap Hooks 2 x BSM0008 Scaffold Hook
BL07222	Shock Absorbing Lanyard	Elasticised Tubular Webbing	2.0m	1 x BSM0007 Snap Hook 2 x BSM0008 Scaffold Hook
BL073222TC	Shock Absorbing Lanyard	Elasticised Tubular Webbing	2.0m	1 x BSK0002TC Triple Action Karabiner 2 x BSM0008 Scaffold Hook
BL076222	Shock Absorbing Lanyard	Elasticised Tubular Webbing	2.0m	1 x BSM06650 & Snap Hook 2 x BSM0008 Scaffold Hook

## ELASTICISED LANYARDS - SINGLE LEG C/W TRIPLE ACTION KARABINERS

Part Number	Description	Material	Length	Attachment Hardware
BL07332TC	Shock Absorbing Lanyard	Elasticised Tubular Webbing	2.0m	2 x BSK0002TC Triple Action Karabiner

## ELASTICISED LANYARDS - TWIN LEG C/W TRIPLE ACTION KARABINERS

Part Number	Description	Material	Length	Attachment Hardware
BL073332TC	Shock Absorbing Lanyard	Elasticised Tubular Webbing	1.5m	3 x BBSK0002TC all ends Triple Action Karabiner



BL07222



SHOCK ABSORBING LANYARDS

## B-SAFE SHOCK ABSORBING LANYARDS (CONT'D)

### WEBBING LANYARDS C/W TRIPLE ACTION KARABINERS

Part Number	Description	Material	Length	Attachment Hardware
BL01441.5	Shock Absorbing Lanyard	45mm Polyester Webbing	1.5m	2 x BSK0006 Triple Action Karabiner
BL01442	Shock Absorbing Lanyard	45mm Polyester Webbing	2.0m	2 x BSK0006 Triple Action Karabiner
BL01662K	Shock Absorbing Lanyard	45mm Nomex Kevlar	2.0m	2 x BSK0006 Triple Action Karabiner
BL01882	Shock Absorbing Lanyard	45mm Polyester Webbing	2.0m	2 x BSK0002TC Triple Action Karabiner



**BL01662K**

### TWIN ACCESS WEBBING LANYARDS C/W TRIPLE ACTION KARABINERS

Part Number	Description	Material	Length	Attachment Hardware
BL044221.5	Shock Absorbing Lanyard	45mm Polyester Webbing	1.5m	1 x BSK0006 Triple Action Karabiner 2 x BSM0008 Scaffold Hook
BL044442	Shock Absorbing Lanyard	45mm Polyester Webbing	2.0m	3 x BSK0006 Triple Action Karabiner
BL043332TC	Shock Absorbing Lanyard	45mm Polyester Webbing	2.0m	3 x BSK0002TC Triple Action Karabiner



**BL043332TC**



SHOCK ABSORBING LANYARDS

# FALL PREVENTION EQUIPMENT

## B-SAFE POLE STRAPS & RETRACTABLE LANYARDS

### POLE STRAPS

Pole Straps are traditionally used by Power workers when locating themselves on a telephone pole or Tower so that they can work hands free and be restrained safely in the work area. The pole strap is designed to fully restrain the user so that any fall is a limited free fall within the work area. They are used by attaching to either side of a harness at the waist belt and going around the pole over a cross brace so that they cannot slide down. This then permits the user to work in a safe and retained location.

Code	Description
BP02111.5	1.5m Pole strap, wear sleeve, double action hooks, adjustable
BP02112	2m Pole strap, wear sleeve, double action hooks, adjustable
BP02112.5	2.5m Pole strap, wear sleeve, double action hooks, adjustable
BP02113	3m Pole strap, wear sleeve, double action hooks, adjustable
BP02113.5	3.5m Pole strap, wear sleeve, double action hooks, adjustable

\* Other lengths and alloy snap hooks available for special applications.



BP02112 - 2m Pole Strap



### RETRACTING WEB LANYARD BL05332.5

B-Safe self retracting lanyard allows mobility up to 2.5 metres. Features a webbing guide to prevent twisting and a tough, impact resistant plastic case. Comes complete with 2 karabiners, and an integral shock absorber. Also available with BSK0002TC Triple action karabiner.

### RETRACTABLE LANYARDS - TYPE 2 FALL ARREST DEVICES

Code	Description
BL05332	2m Retracting Lanyard c/w Oval Double action karabiner each ends
BL05332.5	2.5m Retracting Lanyard c/w Oval Double action karabiner each ends
BL05332.5TC	2.5m Retracting Lanyard c/w Triple action Karabiners each end.



BL05332.5



SHOCK ABSORBING LANYARDS

## B-SAFE INERTIA REELS

### IKAR ROBUSTO ACCORDING TO DIN EN 360

**Housing design:** Plastic or aluminium

**Connective device:** Webbing strap or galvanized steel rope

Sturdy, lightweight, low maintenance, self retracting inertia reel with either web straps or galvanised steel rope. Lightweight plastic housing or aluminum housing with loop head.

IKAR Inertia Reels are EN compliant – AS/NZS 1891.3 cl 1.6 acknowledges an EN360 listing. Fall Arrest devices complying with EN353-1, EN353-2 or EN360 are acceptable for use in Australia and New Zealand and feature a very high safety standard and worldwide proven technology.

Type Order no.	Connecting Device	Housing	Weight	Dimensions
H 12*	12.00 m Steel rope	Aluminium	5.9 kg	450 x 195 x 90
H 18*	18.00 m Steel rope	Aluminium	9.5 kg	550 x 240 x 100
H 24	24.00 m Steel rope	Aluminium	13.5 kg	630 x 275 x 110
H 33*	33.00 m Steel rope	Aluminium	18.0 kg	640 x 320 x 120
H 42	42.00 m Steel rope	Aluminium	27.2 kg	750 x 370 x 120
H 7*	7.00 m Web	Plastic	2.9 kg	370 x 195 x 100
HPS 5	5.00 m Steel rope	Plastic	2.9 kg	430 x 150 x 91
HPS 6*	6.00 m Steel rope	Plastic	3.0 kg	430 x 150 x 91
HPS 12*	12.00 m Steel rope	Plastic	4.6 kg	470 x 190 x 114
HPS 18	18.00 m Steel rope	Plastic	6.7 kg	540 x 225 x 96

\* Stocked items.



# FALL PREVENTION EQUIPMENT

## IKAR FLEXIBLE ACCORDING TO EN360:2002

**Housing design:** Plastic or aluminium

**Connective device:** Webbing strap or galvanized steel rope

Sturdy, low-maintenance height-safety device with webbing strap and galvanized steel rope, extra light plastic housing or with aluminium housing and rotational hook suspension. The rotational hook prevents the strap or rope from twisting.

AS/NZS 1891.3 cl 1.6 acknowledges an EN360 listing. Fall Arrest devices complying with EN353-1, EN353-2 or EN360 are acceptable for use in Australia and New Zealand and feature a very high safety standard and worldwide proven technology.

Type Order no.	Connecting Device	Housing	Weight	Dimensions
HWB 2*	2.00 m Web	Aluminium	0.8 kg	240 x 84 x 61
HWB 2,5	2.50 m Web	Aluminium	1.2 kg	315 x 123 x 75
HWB 3,5*	3.50 m Web	Aluminium	1.4 kg	315 x 123 x 75
HWPB 3,5	3.50 m Web	Plastic	1.2 kg	326 x 104 x 78
HWPB 5,5	5.50 m Web	Plastic	1.5 kg	300 x 130 x 78
HWPB 7*	7.00 m Web	Plastic	1.8 kg	300 x 145 x 80
HWPB 9	9.00 m Web	Plastic	2.3 kg	335 x 167 x 88
HWPB 12	12.00 m Web	Plastic	3.4 kg	370 x 195 x 95
HWPB 15*	15.00 m Web	Plastic	4.8 kg	400 x 195 x 95
HWS 4,5	4.50 m Steel rope	Aluminium	2.7 kg	400 x 130 x 78
HWS 6*	6.00 m Steel rope	Aluminium	3.0 kg	400 x 145 x 80
HWS 9*	9.00 m Steel rope	Aluminium	3.7 kg	455 x 160 x 85

\* Stocked items.



SHOCK ABSORBING LANYARDS

Be Safe.. Think



## B-SAFE INERTIA REELS (CONT'D)

### B-SAFE RECOVERY INERTIA REELS

Ikar Recovery Inertia Reels are a combination unit that operates as a normal inertia reel until such time as the raising and lowering capabilities are required. To engage the raising or lowering, the operator pulls out the release pin which then engages the manual mechanism. The gearing of the device is 15:1 which means that not a lot of effort is not required to raise or lower. Available with plastic housing in 18m lengths, also available in aluminium housing from 9.5m up to 60m.

9.5m



HRA9.5

18m



HRA18

24m



HRA24

30m



HRA33

\*Also available 42m HRA42 & 65m HRA65.

### SPECIAL RECOVERY INERTIA REEL (ALUMINIUM HOUSING)

These inertia reels again operate as a normal inertia reel however they are specifically designed for being located well above the area to be used and has a chain drive for the raising and lowering operations. The engagement for the raising and lowering operation is a drop cord so that it is a simple method by which the mechanism is operated.

15m

HRA15C



### AUTOMATIC LOWERING INERTIA REELS (ALUMINIUM HOUSING)

These inertia reels are for use when rescue/recovery operations pose a great risk, and the device operates as a normal inertia reel with the added advantage of once arresting the fall, will safely lower the person to the ground. (Must be used when no hazardous objects are below the user.) Recommended uses: Communication towers, power towers, water towers etc.

30m



HAS30

S

SHOCK ABSORBING LANYARDS



# FALL PREVENTION EQUIPMENT

## B-SAFE FALL PREVENTION EQUIPMENT

To comply with the requirements of AS/NZS 1891.1 all hooks and karabiners used within height safety systems must have the following features:

- Be self closing
- Requires two deliberate actions to open
- 22kN Spine Strength
- Gate Strength of: 1kN on face  
1.5kN on side

### BSM0007

Double Action hook with safety guard to prevent accidental opening of second action.  
Minimum breaking load 23kN  
Gate Opening: 19mm.



### BSK0001

Screwgate Steel Karabiner  
Minimum breaking load 23kN  
Gate Opening: 16mm.



### BSK0005

Steel Screwgate Karabiner  
Rated to 42kN  
C/W Retaining Pin  
Gate Opening: 26mm.



### BSK0006

Steel Triplelock Karabiner  
Rated to 50kN  
Gate Opening: 27mm  
Also available in stainless steel.



### BSM0008

Steel Double Action Scaffold Hook  
Minimum breaking load 23kN  
Gate Opening: 55mm.



### BSK0015

Steel Twist Lock Scaffold Hook Karabiner  
Rated to 22kN  
C/W Retaining Pin  
Gate Opening: 56mm.



### BSK0002TC

Steel Triple-lock Karabiner  
c/w Retaining Pin  
Minimum breaking load 35kN  
Gate Opening:



### BSM0007A

Alloy Double Action hook with safety guard to prevent accidental opening of second action.  
Rated to 22.5kN  
Gate Opening: 20mm.



### BSK0011

Alloy Screwgate Karabiner  
Rated to 30kN  
Gate Opening: 22mm.



### BSK0012

Alloy Screwgate Karabiner  
Rated to 27kN  
Gate Opening: 26mm.



### BSK0013

Alloy Triplelock Karabiner  
Rated to 30kN  
Gate Opening: 27mm.



### BSM0008A

Alloy Double Action Scaffold Hook  
Rated to 22.2kN  
Gate Opening: 60mm.



SHOCK ABSORBING LANYARDS

Be Safe.. Think

**B-Safe**<sup>®</sup>



## **ANCHORS**

The B-Safe offer a range of Anchors compliant with AS/NZS 1891.4:2009. Temporary and permanent all meet the 15kN minimum requirement for single person with many being capable of supporting 2 persons (21kN).


# FALL PREVENTION EQUIPMENT

## B-SAFE ANCHORS POINTS

### B-SAFE WELD-ON ANCHOR

**Model Type: BSC**  
**Available in 15 & 21kN**

The new B-SAFE-V Weld-on Anchor Points are an important addition to B-Safe's range. Just some of the many applications for this innovative product include mining, offshore exploration, road or rail transport and maritime associated industries.



Product Code	Capacity tonnes	A mm	B mm	C mm	D mm	E mm	F mm	G mm	I mm	M mm	Weld mm HV+aL	Weight Kg
BSC5024	1.5	38	79	66	14	13.5	32	25	31	2	HV 5+3	0.40
BSC5026	2.5	45	92.5	77	16	13.5	36	27	37	3.5	HV 7+3	0.60

### B-SAFE BOLT-ON, ROTATING ANCHOR

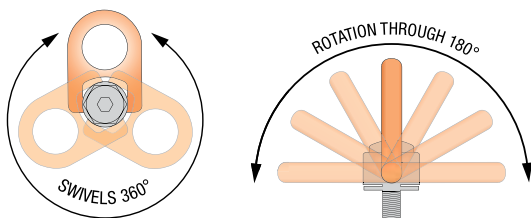
**Model Type: BSC**  
**Capacity from 15 & 21kN**

This new Bolt-on Anchor offers the ideal solution where a permanent or semi-permanent anchor point is required. Product applications include Road and Rail Transport, Mining, Offshore Exploration, Heavy Industry and Construction.



Product Code	Capacity tonnes	Tread Size mm	Torque N*M	L mm	A mm	B mm	C mm	D mm	E mm	H mm	G mm	P mm	Q mm	X mm	Y mm	Z mm	Weight Kg
BSC5025	1.5	M16	150	33	35.6	11.2	60	35.3	33.5	80.5	60.5	15.6	31.2	8.03	5	25.4	0.4
BSC5027	2.5	M20	300	33	61	19.1	82.6	60.2	57.2	137	103	26.7	53.3	15.9	9.4	44.5	1.8

Note: UNC and BSF thread sizes available on request.



Installation of permanent anchors should be undertaken by personnel with competence in working at height as well as trade/qualification relative to the installation type.

**A**  
**ANCHORS**

## B-SAFE ANCHOR POINTS (CONT'D)

### B-SAFE 316 GRADE STAINLESS STEEL ANCHOR POINTS

Rated at 22kN B-Safe anchor points are designed as permanent purlin mounted anchors. Affording quick and easy installation, B-Safe Anchors are suitable for commercial, industrial and residential applications. It is important to ensure the structure, to which any anchor is installed, has sufficient strength (refer AS/NZS 1891.4) to sustain the applied load.

#### LOW PROFILE ANCHOR BOLTS

##### BSC5006MRLP-L

Suitable for large flat pan roof profiles.



##### BSC5006OLP-L

Suitable for corrugate profiles.



##### BSC5006LSLP-L

Suitable for long span profiles.



##### BSL5006A

Angle bracket for timber rafter eyebolt installation.



##### BSL5000

Temporary roof anchor bracket.



##### BSL5008

Concrete Anchor 16mm with 150mm thread length (not supplied with chemical).



#### STANDARD PROFILE ANCHOR BOLTS

##### BSC5006MR

Suitable for large flat pan roof profiles.



##### BSC5006O

Suitable for corrugate profiles.



##### BSC5006LS

Suitable for long span profiles.



##### BSC5006T

Truss mounted.



##### BSL5006L

Data plate.



##### BSL5026

Ladder Access Bracket.



All eyebolts can be colour matched to standard roof colours. Please refer to B-Safe BSC Roof Anchor Installation Instructions for fitting.

# FALL PREVENTION EQUIPMENT

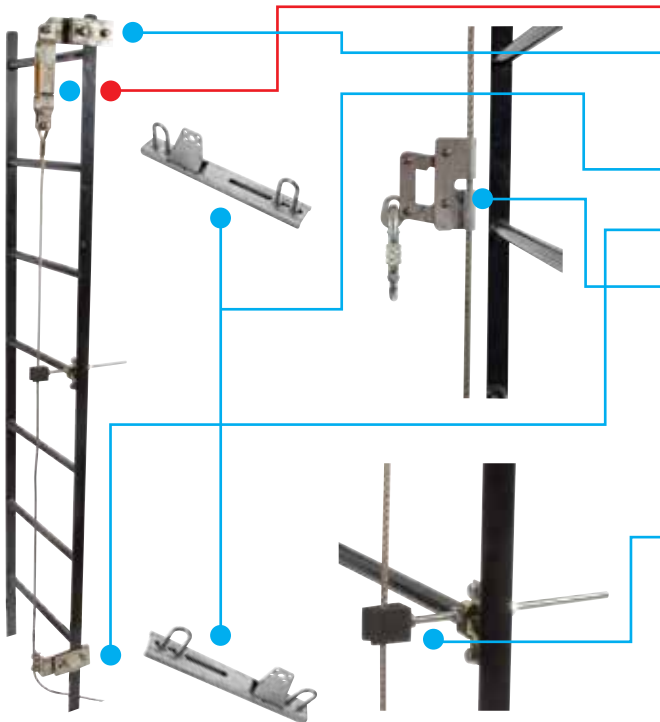
## B-SAFE VERTICAL LADDER & TOWER SAFETY SYSTEMS

### B-SAFE 316 GRADE STAINLESS STEEL POINTS

B-Safe offer a vertical ladder and tower safety systems to suit many applications. Our safety systems are multi fit options, so that installation to any vertical structure is possible. The B-Safe Vertical Safety System Conforms to AS/NZS 1891.2:2001.

#### B-Safe Perfect Style Ladder System

#### B-Safe 8mm Cable Grab. Also available in 10mm



Product Code	Description
BLSA001	Ladder System Shock Absorber
BSTB001G	Top Ladder Bracket – Standard Mount Galvanised
BTTB2500G	Top Ladder Bracket – Extended Mount (2.5mm) – Galvanised
BSUB0015	Stainless Steel Universal Fin Type Ladder Bracket
BS001S	Bottom Ladder Bracket – Galvanised. c/w wire rope grip
BSL1008	8mm Vertical Wire Rope Grab S/S 27kN
BSL1010	10mm Vertical Wire Rope Grab S/S 27kN
BP03300.15	150mm Web Loop for use from wire rope grab to front loops of harness when ladder system is installed on the side or style of the ladder
BSC080C	8mm 7x7 stainless Steel Cable – per m
BLI001	Intermediate Ladder Brackets - require every 8m or less if installed in windy outdoor sites

The B-Safe Cable grab operates quickly to reduce Fall Arrest loads on the person and on the structure the system is fitted.

The user is then able to reposition themselves on the ladder and continue.

The B-Safe Vertical Safety System is Manufactured by Beaver Brands and conforms to AS/NZS 1891.2:2001, B-Safe Intermediate Cable support rung mounted bracket, used to prevent excessive cable movement.



When climbing ladder, cable grab follows user.



If user falls, cable grab locks.



When descending ladder, cable grab follows user.

## B-SAFE VERTICAL SAFETY LINES

Vertical Safety Lines are set up as a temporary safety line. The purpose of these lines is for climbing structures and being attached whilst moving up the structure. It is important that the top attachment point is suitable for the application and rated accordingly. When taking the line off the direct vertical position, users should be aware of the possible pendulum effect should a slip or fall occur. The safety line should be used under tension between the anchor and the rope grab device so that the fall distance is limited to the operational speed of the rope grab (i.e. < 600mm). Various versions of the rope grab are available, types that slide on the end of the rope and require manual releasing to descend and automatic openable devices that will freely travel up and down the rope.



A

ANCHORS

Length and rope diameter	Rope only – double action hook one end	Rope with double action hook one end and manual rope grab
11mm Kernmantle – 5m	BS010105	BS010105A
11mm Kernmantle – 10m	BS010110	BS010110A
11mm Kernmantle – 15m	BS010115	BS010115A
11mm Kernmantle – 20m	BS010120	BS010120A
11mm Kernmantle – 25m	BS010125	BS010125A
11mm Kernmantle – 30m	BS010130	BS010130A
11mm Kernmantle – 40m	BS010140	BS010140A
11mm Kernmantle – 50m	BS010150	BS010150A
16mm Polyester – 20m	BS030120	BS030120A

**BSM0012**

Manual rope grab 11mm rope.



**BSM0016B**

Manual rope grab 16mm rope.



**BSM0016**

Auto openable with parking features rope grab 16mm rope.



**BSM500A**

BSM500A Rocker Auto openable 11mm rope.



Other styles are available.

# FALL PREVENTION EQUIPMENT

## B-SAFE TEMPORARY HORIZONTAL SAFETY LINES



Web temporary life line, ratchet tensioning method.

### WEBBING TEMPORARY LIFE LINES

An easily installed 20m webbing temporary lifeline provides the operator with the benefit of horizontal mobility. The UV stabilised heavy duty webbing is tensioned by a ratchet, with any spare webbing stored in the attached carry bag. Lightweight, easy to handle and its versatility make the B-Safe Temporary Horizontal lifeline ideal for general construction, maintenance and contractors where the work site is constantly evolving.

#### WEB TEMP LIFE LINE BK040020

Suitable for 1 person.



#### WEB TEMP LIFE LINE BK040120

Suitable for 1 person.

Complete with tie off equipment. Easily installed and tensioned.



Rope temporary life line being installed and tensioned.

### ROPE TEMPORARY LIFE LINE

Suitable for 2 persons\*.

A temporary horizontal rope lifeline provides the operator with the benefit of horizontal mobility. Easily tensioned this rugged yet lightweight system is easy to install and suitable for general construction, maintenance and contractors where the work conditions may vary day to day.

\* Conditions apply

**BK030030 – 30m length**

**BK030040 – 40m length**

**BK030050 – 50m length**



Be Safe.. Think



## B-SAFE TEMPORARY ANCHORS

**BP03001.5**

1.5m Tie Off Adaptor.



Available in multiple lengths.

**BP03002**

2m Tie Off Adaptor.

**BP03101.5**

1.5m Attachment Strap.

Available in lengths from 500mm to 2m.



Available in multiple lengths.

**BSM0037 - Vertical beam clamp**

102mm – 406mm.



Suitable for overhead and column applications.

**BSM0037A - Vertical beam clamp**

102mm – 650mm.

**BSM0035 - Sliding Horizontal Beam Anchor**

90mm – 304mm.



Sliding capabilities for overhead applications.

**BSM0035B - Sliding Horizontal Beam Anchor**


76mm – 260mm.



Suitable for sliding capabilities for overhead applications.

**BSM0045 - Beam Trolley**

76mm – 255mm.



Rolling capabilities for overhead applications.

A

ANCHORS



# FALL PREVENTION EQUIPMENT



## FALL RESCUE

The often forgotten element in Fall Protection is Rescue Planning.

## B-SAFE RESCUE EQUIPMENT

The ability to rescue a fallen person is required on any site where persons are working at height. Whilst harnesses are worn when working at height, as part of a fall protection system to cradle the body in the event of a fall, it is a distinct advantage when considering a rescue. It is every employers responsibility to ensure that if a person does suffer a fall and is suspended in a harness that they must be able to recover them as quickly as possible. In this event it is also important that the rescuers are not put in further danger to carry out the rescue. The Auto descender and pole system provide for this by not adding to the hazardous situation putting the rescuer in any danger. The device is designed to be able to reach the suspended person with an open double action snap hook and attach this to the suspended person through the rear D ring of the harness. The system is designed that if the suspended person is unconscious no further help is required as the attachment can be made without the assistance of the suspended person. Once the hook is in place the suspended person can be raised to allow for the loaded equipment to be removed. Once this is done the person can be automatically descended to the ground by the of device.

### B-SAFE AUTOMATIC DESCENDERS

Emergency evacuation or escape from heights can be achieved with ease using an Automatic Descender. Once attached to the unit a person can descend to the ground safely without having to control the equipment.

These devices are extremely useful requiring people to have minimal training and experience. Knowledge of how the equipment works is not required. Once the unit is set up on the anchor or attachment point, it is then a simple matter of attaching the hook on descender to full body harness and then the device controls the descent speed of the user to a lower level.

The descent speed is 0.8m per second which is slower than jumping from a chair.

Automatic descenders come with either 15m, 30m or 60m of rope, but can be supplied with rope lengths to suit the customer.

The unit has hooks on both ends of the rope and can be used in either direction. When multiple escapes need to be made this means that as one person is descending the second hook is coming up to the top level to be used by the next person.

The Automatic Descender can also be supplied with a rewind handle and be used to raise a person. This is extremely valuable when a person has fallen over an edge and needs to be recovered quickly. The equipment is set up above the suspended person and the hook is lowered to them for attachment to the rear D ring of a full body harness. The rescuer then winds the handle and raises the suspended person far enough to release the load on the fall arrest lanyard. Once the suspended person has been released the rescuer can then automatically lower the fallen person to the ground. This means that the rescuer is placed in very little danger.



Code	Description
BFMRG1115	Automatic descender 15m rope length
BFMRG1130	Automatic descender 30m rope length
BFMRG1160	Automatic descender 60m rope length
BFMRGH1115	Automatic descender with re-wind handle 15m rope length
BFMRGH1130	Automatic descender with re-wind handle 30m rope length
BFMRGH1160	Automatic descender with re-wind handle 60m rope length
BSC0045	Rescue Pole – 2.4 metres extending to 3.8 metres

**Note:** Rope lengths on both automatic and re-wind descenders can be manufactured to suit customers requirements.



# FALL PREVENTION EQUIPMENT

## B-SAFE AUTO DESCENDER AND POLE SYSTEM

**BSC0045**

Rescue Pole.



**BFMRG1130**

Auto Descender.



**BSC0045**

Rescue Pole with Karabiner open.



**1** Person hanging.



**2** Rescue Pole being used connect to hook to rear of harness.



**3** BFMRG being wound up.



**4** Releasing load on fallen equipment.



**5** Suspended person without S/A Lanyard.



**6** Suspended person descending automatically.

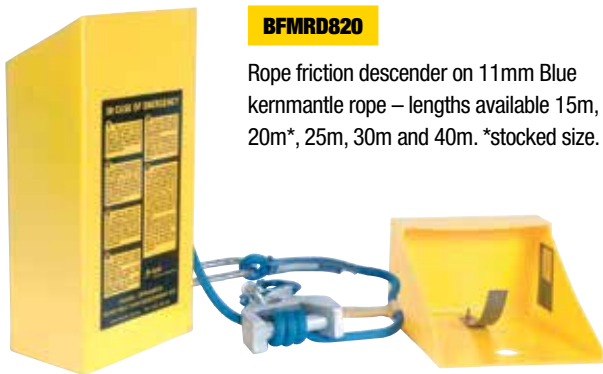
Be Safe.. Think



## B-SAFE RESCUE KITS

### B-SAFE LIFE SAVER RESCUE KITS

Rescue kits for Elevated Work Platforms, pole top rescue, towers, construction cranes, overhead cranes and forklifts.



**BFMRD820**

Rope friction descender on 11mm Blue kernmantle rope – lengths available 15m, 20m\*, 25m, 30m and 40m. \*stocked size.



**BFMRGH1120C**

Automatic descender, for easy use descents, rope lengths – Standard 20m with other lengths available.



**BFMRG1120C**

Automatic descender, with a recovery handle to be able to wind the person back. Standard 20m with other lengths available.



**BFMRG1130**

Automatic descender in bag.

## B-SAFE ROPE RECOVERY SYSTEM

**BR02055**

15m rope recovery system with auto braking mechanism, longer rope lengths available.



F

FALL RESCUE

# FALL PREVENTION EQUIPMENT



TA  
ACCREDITED



**EDUCATION AND COMPETENCE**

B-Safe provides expert manufacturers advice and product demonstrations as detailed on pages 4-9 of this manual. Many other product user guides are available.

## HEIGHT SAFETY COMPETENCIES as per AS/NZS 1891.4-2.2.11

Users of fall arrest equipment and all people undertaking tasks associated with harnessed based work at heights **shall** be trained and assessed in accordance with requirements set out below.

### Height Safety Theory

All people falling under the below classifications shall undergo training in height safety theory to a standard equal to that of a nationally accredited general height safety course.

### Height Safety Operator

Operators who are required to perform harness based work at heights shall be trained and assessed in a nationally accredited general height safety course to a level of competence where they can work under a supervisor. The training and assessment shall take into account the type of work, structures, equipment to be used as well as first response methods.

### Height Safety Supervisor

Supervisors shall be assessed as competent if they can demonstrate the above competence, work unsupervised, supervise the job and height safety operators under their control as well as participate in first response rescue.

### Height Safety Equipment Inspector

Designated equipment inspectors shall be trained and assessed in height safety theory and the identification and assessment of all defects that may occur in the equipment they may be required to inspect including manufacturers recommendations where they exist.

### Height Safety Manager

This category applies to people who have tasks associated with harness based work at heights including – personal management, infrastructure design, equipment assessment and selection as well as participation in safe work practice development for harness based work at heights.

## HEIGHT SAFETY EQUIPMENT INSPECTION & MAINTENANCE

Item	Inspection Frequency as required by AS/NZS 1891.4
Harness, Lanyard, PPE, FA Devices, Ropes and Slings.	6 monthly inspection by height safety equipment inspector.
Anchorage – drilled in type or attached to timber frame. Others.	12 monthly inspection by height safety equipment inspector. As recommended by manufacturer to maximum of 5 yearly – 12 monthly in absence of this.
Fall-Arrest devices – full service.	12 monthly inspection by height safety equipment inspector. As recommended by manufacturer to maximum of 5 yearly – 12 monthly in absence of this.
Horizontal Lifelines and Vertical Lifelines – Steel or Rail.	12 monthly inspection by height safety equipment inspector. As recommended by manufacturer to maximum of 5 yearly – 12 monthly in absence of this.
All items of personal and common use equipment.	Inspection by height safety equipment inspector on entry or re-entry of service.
All items which have been stressed as a result of a fall.	Inspection by height safety equipment inspector before use.

B-Safe representatives can direct you to qualified RTO near you.

# FALL PREVENTION EQUIPMENT

## B-SAFE HEIGHT SAFETY KITS

### ROOFERS KITS

For use in all domestic, commercial and industrial roof working applications.

#### BK061015 ROOFERS KIT

Kit conveniently enclosed in rugged back pack for safe two hands access.



#### Kit Components:

- BH01120 – Harness
- BL01112 – 2m Shock Absorbing Lanyard
- BS010115A – Rope and Grab
- BP03102 – Attachment Strap
- BSK0001 – Karabiner

#### BK061215 ROOFERS KIT

15m rope, manual rope adjuster, 450mm Shock Absorber and full body harness.



#### Kit Components:

- BH01120 – Harness
- BL01000 – Shock Absorber
- BS010115A – Rope and Grab
- BP03102 – Attachment Strap
- BSK0001 – Karabiner

#### BK072000 CONSTRUCTION HEIGHT SAFETY KIT

#### Kit Components:

- BH01120 – Harness
- BL01112 – 2m Shock Absorbing Lanyard
- BFK08 – 140mm Manulink



#### BK071000 EXECUTIVE KIT

#### Kit Components:

- BH02030 – Harness
- BL05332.5 – Retracting Lanyard
- BP03001.5 – Tie Adaptor



Be Safe.. Think



## B-SAFE HEIGHT SAFETY KITS (CONT'D)

### BK080009 WELDERS KIT

**Kit Components:**

- BA0351 – Bag
- BH01120K – Harness
- BL01112K – Shock Absorbing Lanyard
- BSK0001 – Karabiner
- BFK08 – 140mm Manulink



### BK073000 ELECTRICAL SAFETY KIT

Electrical Safety Kit – for users involved in tower, pole or electrical work.

**Kit Components:**

- BH05200 – Harness
- BL05332.5 – Retracting Lanyard
- BP02112.5 – Pole Strap
- BP03102 – Attachment Strap



### BK080010 ELEVATED WORK PLATFORMS KIT

**Kit Components:**

- BA0351 – Bag
- BL05332.5 – Retracting Lanyard
- BH01120 – Harness
- BSK0005 – Pear Shaped Karabiner



### BK080011 MINERS KIT

**Kit Components:**

- BA0351 – Bag
- BH02030 – Harness with reflective tape
- BL02402A – Adjustable Rope Lanyard
- BSK002TCx2 – Karabiner
- BP03001.5 – Tie Off Adaptor
- BL07662 – Shock Absorbing Lanyard





# FALL PREVENTION EQUIPMENT

## B-SAFE CONFINED SPACES EQUIPMENT

Confined Spaces are regarded as hazardous areas and special precautions are required when entering these areas. Methods by which to access the confined space may be difficult and the hazards encountered can change the situation very quickly. The ability of the stand-by operator to remove or recover a person quickly is necessary and the advantages of mechanical equipment enable one person to do this with relative ease. The B-Safe range of confined spaces equipment provides stability, ease of operation and speed together making the workplace a safe area to work in.



**TRP05A BARE TRIPOD**

- 2.35m high
- Fully adjustable legs
- Alloy construction
- Retained leg pins
- Pulley wheel in head
- Capacity 750kg
- Rugged bag with wheels



**TRP05B TRIPOD KIT**

- TRP05A Bare Tripod
- Self locking 4:1 Rope Kit – 375kg Capacity
- BH02020 – Confined Spaces Harness
- Standby Person Protection – BH01120 – Fall Arrest Harness – BH05332.5 – Retractable Lanyard



**TRP05C TRIPOD KIT**

- TRP05A Bare Tripod
- 3 way Recovery Winch – 136kg Capacity
- BH02030PAD – Confined Spaces Harness
- Standby Person Protection – BH01120 – Fall Arrest Harness – BH05332.5 – Retractable Lanyard



**SPREADER BAR BR05110**



**HRA 18**



**BR02055**



**DAVIT ARM AND BOLLARD**

**BCS0010, BCS0014, Base BCS0012** – for entry to confined spaces, 600kg rated, 1200mm reach, 1800mm lift height.



**DAVIT ARM AND BOLLARD FITTED TO VEHICLE TRAY**

**BCS0010, BCS0014, Base BCS0012** – When a portable removable lifting equipment is required on a vehicle tray.



**DAVIT ARM AND BOLLARD BOLT DOWN BASE PLATE**

**BCS0012** – Bolt down base plate, base plate can be secured to various surfaces with 16mm bolts, fittings not supplied.



**DAVIT ARM AND BOLLARD FREE STANDING BASE**

**BCS0010, BCS0014, Base BCS0026** – Wide free standing base for large confined space openings. Rotation through 180 degrees.

Be Safe.. Think



## B-SAFE ACCESSORIES



### BSR0011B

11mm Kernmantle Rope, Static Kernmantle Rope.



### BSR0011 & BSR0013

11mm and 13mm Arapaline Static Rescue Line.

	11mm	13mm
Breaking Force	3000kgf	4100kgf

Fully complies with Australian Standard AS4142.3.

### BOSON'S CHAIRS

Boson's Chairs are ideal devices when a worker needs to be suspended in a specific location to be able to carry out a job.

There are specific requirements for the use of Boson's Chairs and only people with the required training should be using these items. The chair supports the user so that they are not loading the harness, which is also attached to a second safety line.



BC02000



BC01000

Code	Description
BC01000	Boson's Chair for use when long term support is required. Note when using this system a back up safety line must be used.
BC02000	Boson's Seat for use with Full body harness – attaches to front loops of harness with karabiner. Note when using this system a back up safety line must be used.

# FALL PREVENTION EQUIPMENT

## B-SAFE ROPE ACCESSORIES AND HARDWARE ITEMS



**BA0303**

Telephone Holder for attachment to shoulder strap of harness.



**BA0302**

Bolt Bag single compartment.



**BA00015**

Tool Lanyards secured to wrist with Velcro with snap hook to hold tool. Lengths 500mm, 1m, 1.5m and 2m.



**BA00009A**

Single Tool Holder.



**BA00009**

Tool Frog.



**BA0300**

Harness Storage Bag for clean storage of harness when not in use.



**BA0301**

Harness Tool Bag, multi compartment (will fit over padded waist bands).



**BA0700**

50m Rope Bag.



**BA0351**

Personal Gear Bag.



**BA0580**

Large Gear Bag.



**BA00040**

Lanyard Stowage.

**WATCH THIS SPACE!**

## B-SAFE ROPE ACCESSORIES AND HARDWARE ITEMS (CONT'D)



**BRP700A**

One Way friction Pulley for use on rope 45kN 734g.



**BRP701A**

Standard Double Pulley for use on up to 13mm 45kN 543g.



**BRP012A**

Small Eiger Pulley for use with 10 – 12mm Rope 35kN 90g.



**BRP030**

Small Double Eiger Pulley for use with 10 – 12mm Rope 35kN 122g.



**BRP032**

Medium Eiger Pulley for use with 10 – 13mm Rope 35kN 158g.



**BRP033**

Medium Double Eiger Pulley for use on 10mm – 13mm rope. 35kN 286g.



**BRP703A**

Double Rescue Hauler with locking cam, for use on rope. 11 – 13mm dia 45kN 878g.



**BRP201A**

Small Manual Rope Grab openable for use with 10.5 – 13mm rope. 178g.



**BRP203A**

Small Manual Rope Grab non openable for use on 10.5 – 13mm rope. 178g.



**BRP209A**

Small Manual Rope Grab openable with aircraft pin for use on 10.5 – 13mm rope. 184g.



**BSM0022**

Ascender large/ left/ right 350g.



**BSM500A**

Rocker Auto Rope Grab 10.5 – 13mm 164g.



**BSM0042**

Double Braked Descender – stop go stop. Suitable for 2 man lead Double action anti panic handle. 436g.

**WATCH THIS SPACE!**

# FALL PREVENTION EQUIPMENT

## B-SAFE PLANOGRAM SYSTEM

B-Safe can offer a new plan-o-gram system that will help you select from our range.

The plan-o-gram system has been put together using the Be Safe.. Think **B-Safe** principal to help you get the most out of B-Safe display. We have put together a range of stands that best promote the products in the category, taking all the guess work out of what products you should stock and how you should display them.

Working in conjunction with your B-Safe sales executive, our height safety expert and our marketing department, We can put together a display that not only looks good but sells product.

Our Team can assure that your range is:

- Always kept up to date and looking fresh, giving you the chance to maximize sales
- Sale products are displayed in a creative way- drawing attention to the products that need it the most
- Stock is rotated on a regular basis, keeping your stand well stocked and interesting

Speak to your B-Safe representative today about the various options available.



**WHAT'S  
YOUR  
IDEA?**

Be Safe.. Think



## NOTES

---

NOTES

# FALL PREVENTION EQUIPMENT

---

NOTES

**Be Safe.. Think**



**EQUIPMENT PREVENTION**

**NATIONAL HEAD OFFICE**

**NEW SOUTH WALES**

Email: [sydneysales@beaver.com.au](mailto:sydneysales@beaver.com.au)  
National Sales: 1300 783 606  
Ph: (02) 8882 5700  
Fax: (02) 8882 5899

55 Sarah Andrews Close  
Erskine Park NSW 2759  
Locked Bag 5001  
St Clair NSW 2759

**WESTERN AUSTRALIA**

Email: [perthsales@beaver.com.au](mailto:perthsales@beaver.com.au)  
Ph: (08) 6228 7740  
Fax: (08) 6228 7741

**VICTORIA/ TASMANIA**

Email: [melbournesales@beaver.com.au](mailto:melbournesales@beaver.com.au)  
Ph: (03) 8558 3799  
Fax: (03) 8558 3788

**SOUTH AUSTRALIA/  
NORTHERN TERRITORY**

Email: [adelaidesales@beaver.com.au](mailto:adelaidesales@beaver.com.au)  
Ph: (08) 8244 3555  
Fax: (08) 8244 3533

**QUEENSLAND**

Email: [brisbanesales@beaver.com.au](mailto:brisbanesales@beaver.com.au)  
Ph: (07) 3279 1100  
Fax: (07) 3279 1381



[www.beaver.com.au](http://www.beaver.com.au)